


Traps and Snares



Snares

Make a noose of wire, fishing line, or twine with a free running end so that it can tighten. Place the snare in a narrow point on a path used by the animal. You can use a bent sapling to pull the noose tight: in that case, you also need a trigger mechanism of some sort.



Deadfall traps

These are used to trap larger animals by means of a heavy weight falling.



Rules for traps and snares

- Traps can be very dangerous to humans, including you! Be very careful when setting them, and make sure they are well marked for humans to avoid them.
- Always dismantle any traps that you find in the veld. These are often set by poachers. They are illegal and cause great suffering to animals.
- ONLY use traps or snares in a survival situation. Once you have set them, check them regularly, and dismantle them as soon as you are finished with them.

